

***SMART***  
***Pulser***

***S.MAT***

## Operating Manual



**We congratulate you on your purchase of the S.Mat whole body applicator.**

The SmartPulser-System together with the S.Mat is a wellness product intended to maintain and encourage a general state of health by managing stress, encouraging relaxation, enhancing the flow of Qi energy, promoting good sleep habits, and improving mental acuity.

## Copyright

Copyright © 2026 Super Captain Co. Ltd.  
All rights reserved.

No part of this manual, including the products and software described herein, may be reproduced, transferred, transcribed, stored in a retrieval system or translated into another language, without the implicit written permission of Super Captain Co. Ltd.. Documentation stored by the purchaser for backup purposes is excluded from this condition. This condition shall not apply for software that has been licensed under the General Public License (GPL) or other free open source licensing systems.

The details of the content of this manual may deviate from the product or the associated software. All information in this document may be changed without prior notification.

# Table of Contents

1. Intended Use .....	4
3. Scope of Delivery.....	4
3. Installation .....	5
4. Application.....	6
5. Cleaning and Maintenance .....	7
6. Technical Data for the S.Mat.....	8
7. Guarantee/Warranty.....	9

# 1. Intended Use

The SmartPulser-System is not a medical device and is not intended to diagnose, cure, mitigate, prevent, or treat any disease.

# 2. Scope of Delivery



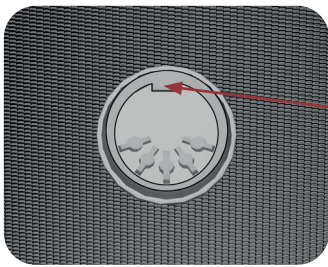
S.Mat whole body applicator

If any of the parts are damaged or missing, please contact your responsible distribution office.


# 3. Installation

- Take the individual parts out of the packaging. Place the S.Mat on a stable surface, such as on the floor, on a couch or mattress of your bed.
- Aside from this, make sure that your environment is as free of electro-smog as possible. There should not be any devices like: TVs, microwave ovens, radio-based telephones and so forth in the immediate vicinity (approx. 1-2m) during an application.
- Connect the S.Mat to the SmartPulser control unit as follows: Insert the plug of the applicator into the sockets provided on the back of the control unit (1) as required. The SmartPulser automatically recognizes which applicator is plugged in.


When plugging in, make sure that the plug is in the correct position => Logo pointing upwards. Damage caused by improper handling is excluded from the warranty.



Socket on the control unit



Applicator plug



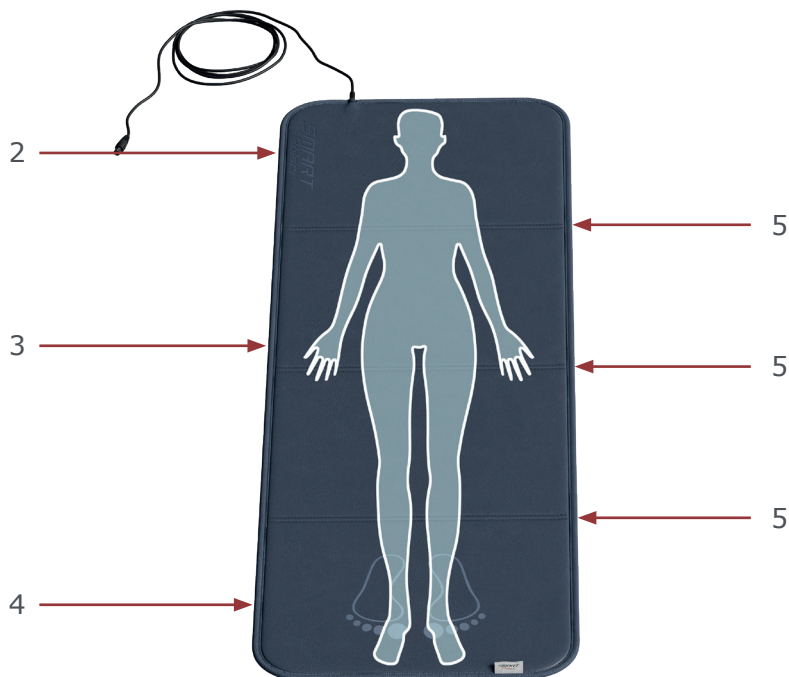
## 4. Application

The S.Mat delivers a 100% analog, pulsating, field exposure for the entire body while lying on the applicator. **Four** fiber copper coil pairs with a different number of windings (intensity) have been built into the whole body applicator. The copper coil pair at the head (cable connected to the applicator box) (2) has the lowest number of windings and thereby generates the lowest flux density. The two middle pairs of copper coils (3) have an already higher number of windings and the bottom pair of coils (at the foot) (4) has the highest number of windings with the high flux density.

The S.Mat is divided by seams (5). It can be folded into four parts on the seams, however should not be rolled in order to protect the inner layer.

The exposed vibration not only works directly above the surface, but also spreads itself out in all directions. The field strength amounts to less than or equal to 45  $\mu$ T (MicroTesla) at the highest intensity setting on the S.Mat. The exposure of the very-low intensity electromagnetic field lies within the international standards of household appliances. Horizontally, the expansion of the exposed field from the applicators will have largely abated at a distance of about 1.5 meters.

This application can only be performed with the original whole body applicator. If an applicator is not connected or the applicator is defective, an error message will appear on the SmartPulser display. In both cases, the application will not allow itself to be started.



## 5. Cleaning and Maintenance

The applicator should be cleaned at periodic intervals in order to maintain their visual appearance and avoid the collection of dirt and contaminants. More frequent cleaning may be necessary depending on the frequency of use and demand. Spots, dirt and any substances that attach themselves to the material should be immediately removed in order to avoid permanent staining. Use a mild soap in water solution or products recommended for cleaning nylon materials and artificial leather and the removal spots from the surface. Ultimately, use a moist white cloth for cleaning. Enamel, aggressive or chemical cleaning or washing agents, liquids containing xylenes, acetone or methyl-ethyl ketones (MEKs) will cause immediate damage and contribute to material exhaustion. The use of such agents will be at the user's own risk.

## 6. Technical Data for the S.Mat

Nr.	Designation	Values, unit, type and model
1	Coils	4 pairs of insulated wires, copper
2	Covering	Artificial leather, disinfected, foldable into 4 layers, 100 % PVC
3	Dimensions	180 x 58 x 2cm
4	Cable length	1,77 m

Intensity	Average measured field strength directly at the surface of the S.Mat whole body applicator in $\mu\text{T}$		
	Foot	Abdomen	Shoulder
Sensitive	0,27	0,22	0,09
10	1,35	1,22	0,54
25	4,00	3,60	1,60
50	8,00	7,20	3,20
100	16,00	14,40	6,40
150	24,00	21,60	9,60
200	32,00	28,80	12,80
400	45,00	30,00	17,50

# 7. Guarantee/Warranty

Super Captain Co. Ltd. products are subject to the legally binding guarantee obligations in case of a manufacturing-related defect in material-, processing- or function, hereby the following applies:

## **Apparent defects:**

The buyer must inspect the product immediately upon delivery (within 1-3 days) and notify apparent defects. Failing to do so eliminates the right to claim guarantee.

## **Hidden defects:**

Hidden defects can be claimed within the legally binding guarantee period. A hidden defect has to be reported immediately after detection.

## **Guarantee:**

The legal protections of the guarantee apply as a matter of principle. Exclusions of guarantee claims:

- Regular wear and tear
- Inappropriate handling
- Disregard of safety instructions
- Application of force
- Attempts at single-handed repair
- Use of unauthorized accessories

## **Warranty:**

The manufacturer provides the following services and times as part of a voluntary warranty:

- SmartPulser applicators: Three years

To make a warranty claim, you must present the original proof of purchase.

Warranty services are generally non-transferable, i.e., in the case of a private sale of a used product to a third party.

**Manufacturer:**

Super Captain Co. Ltd.  
Unit D18 3/F  
Wong King Industrial Building, No.2-4,  
Tai Yau Street,  
Kowloon,  
Hong Kong

Phone: +86 769 87908361

E-Mail: [info@superduper.com.cn](mailto:info@superduper.com.cn)

Version: 2026/04